

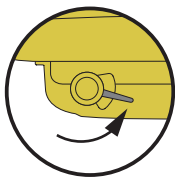
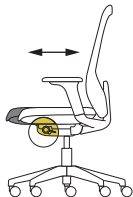
AURA

Instrucciones de uso
Operating instructions
Mode d'emploi



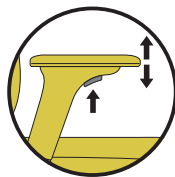
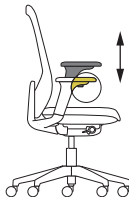
Profundidad del asiento.

1



Altura de los brazos.

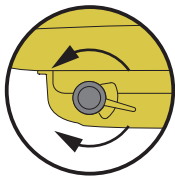
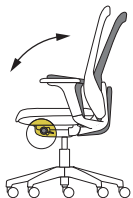
5



1D 2D 4D

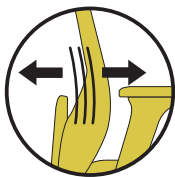
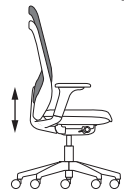
Bloqueo del respaldo.

2



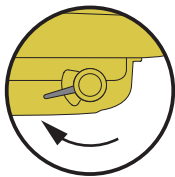
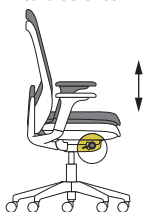
Altura de respaldo.
Profundidad apoyo lumbar.

3



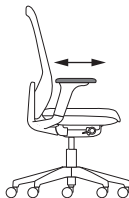
Altura asiento.

4



Profundidad del apoyabrazos.

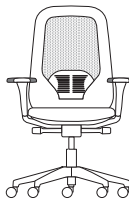
6



2D 4D

Desplazamiento lateral apoyabrazos.

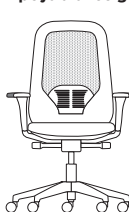
7



4D

Apoyabrazos giratorio.

8



4D

Cuidado y mantenimiento.

Plástico. Para una limpieza normal, lavar la superficie del plástico con un paño humedecido en agua templada con un detergente muy suave. Aclarar cuidadosamente y secar con un paño suave. No utilizar disolventes o limpiadores de cocina abrasivos.

Tapicería. Para una limpieza normal, aspirar la tapicería tanto como sea necesario utilizando un accesorio adecuado.

La mayoría de los tipos de manchas se pueden eliminar con agua tibia, añadiendo, si es necesario, un detergente neutro. Siempre utilice un paño limpio de algodón blanco. No se moje toda la pieza de mobiliario y utilizar sólo pequeñas cantidades de producto de limpieza a la vez.

No frotar demasiado vigorosamente o puede dañar los flecos o fibras. Es mejor varias aplicaciones suaves que una aplicación fuerte.

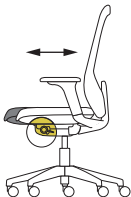
Piel. Para una limpieza normal, aspirar o quitar el polvo frecuentemente con un paño seco. Si la piel está sucia, se puede limpiar con un paño húmedo en agua tibia y un jabón suave. No limpie sólo la superficie manchada sino toda la superficie. Pasar un paño humedecido y posteriormente un paño limpio y seco.

Medio - Ambiente.

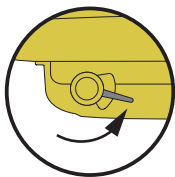
La silla puede ser desmontada rápidamente para su reciclaje con herramientas comunes. Es reciclable en un 96,28 % y todas sus piezas mayores de 100 gr están identificadas. Su peso (17/18 kg) reduce el impacto de CO₂ a la atmósfera.



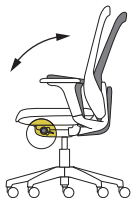
Seat depth.



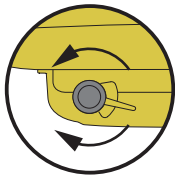
1



Backrest lock.

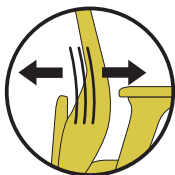
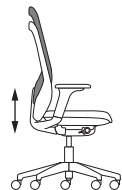


2



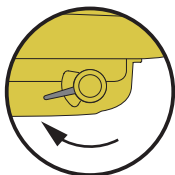
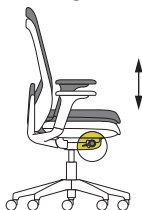
Lumbar depth.
Depth of lumbar support.

3



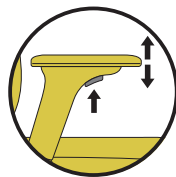
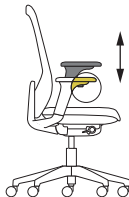
Seat height.

4



Arm height.

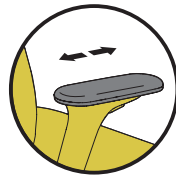
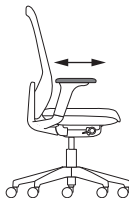
5



1D 2D 4D

Armrest depth.

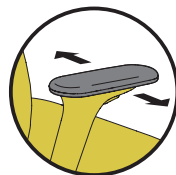
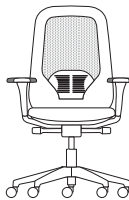
6



2D 4D

Armrest support with lateral sliding

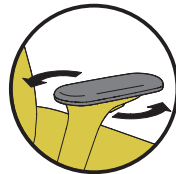
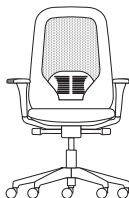
7



4D

Rotating armrests.

8



4D

Care and maintenance.

Plastic. For normal cleaning, wash the plastic surface with a cloth moistened with warm water and a very mild detergent. Remove all the detergent carefully with a cloth moistened in clean water and dry with a soft cloth. Do not use solvents or abrasive kitchen cleaning products.

Upholstery. For normal cleaning, vacuum the upholstery as much as necessary using a suitable accessory.

Most stains can be removed with warm water and, if necessary, a neutral detergent. Always use a clean white cotton cloth. Do not soak the entire piece of furniture and only use small quantities of cleaning product at a time.

Do not rub too hard; you may damage the fringes or fibres. Several gentle cleans are better than one hard clean

Leather. For normal cleaning, vacuum or remove dust frequently with a dry cloth. If the leather is dirty, it can be cleaned with a cloth moistened in lukewarm water and a mild soap. Do not clean just the stained area, but the entire surface. Wipe with a damp cloth and then a dry, clean one.

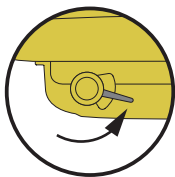
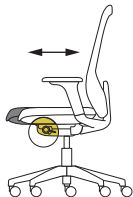
The Environment.

The chair can be dismantled quickly using common tools for recycling purposes. It is 96,28 % recyclable and all parts larger than 100 g are identified. Its weight (17/18 kg) reduces the impact of CO₂ emissions into the atmosphere.



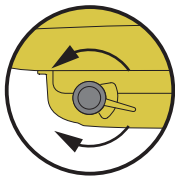
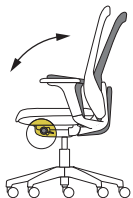
Profondeur de l'assise.

1



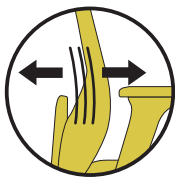
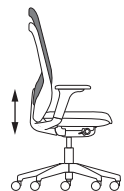
Blocage du dossier.

2



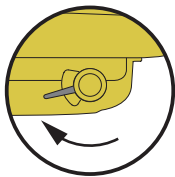
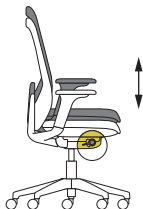
**Profondeur lombaire.
Hauteur du dossier.**

3



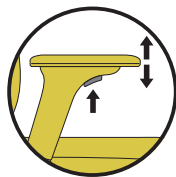
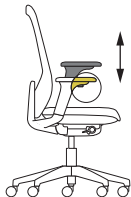
Hauteur assise.

4



Hauteur des accoudoirs.

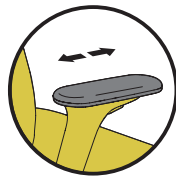
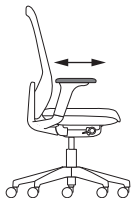
5



1D 2D 4D

Profondeur de l'accoudoir.

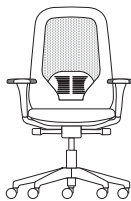
6



2D 4D

Accoudoirs avec déplacement latéral.

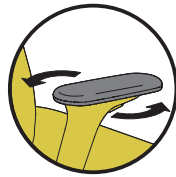
7



4D

Accoudoir tournant.

8



4D

Soin et entretien.

Plastique. Pour un nettoyage normal, laver la surface en plastique avec un chiffon humidifié à l'eau tiède avec un détergent très doux. Rincer soigneusement et sécher avec un chiffon doux. Ne pas utiliser de produits solvants ou de nettoyants abrasifs.

Tapiserie. Pour un nettoyage normal, aspirer la tapiserie autant de fois que nécessaire, en utilisant un accessoire approprié.

La plupart des taches peuvent être éliminées à l'eau tiède, en ajoutant, si besoin, un détergent neutre. Toujours utiliser un chiffon propre en coton blanc. Ne jamais mouiller toute la pièce de mobilier et utiliser uniquement de petites quantités de produit de nettoyage à chaque fois.

Ne pas frotter trop vigoureusement ou vous pourriez endommager les franges ou fibres. Préférer plusieurs applications douces à une application forte.

Cuir. Pour un nettoyage normal, aspirer ou enlever la poussière fréquemment avec un chiffon sec. Si le cuir est sale, le nettoyer avec un chiffon imbibé d'eau tiède avec un savon doux. Ne pas nettoyer seulement la surface tachée, mais toute la surface. Passer un chiffon humide, puis un chiffon propre et sec.

Environnement.

Le siège peut être démonté rapidement pour son recyclage avec des outils communs. Il est recyclable à 96,28 % et toutes ses pièces de plus de 100 g sont identifiées. Son poids (17/18 kg) réduit l'impact de CO₂ dans l'atmosphère.



dynamobel



Dynamobel S.A.

Ctra. Madrid km 24

31350 Peralta

Navarra Spain

T +34 948 750 000

F +34 948 750 750

info@dynamobel.com

www.dynamobel.com